

Three Beat Roll Development

(fundamental strokes)

Practice at all dynamics. Follow suggested stickings and their opposites. Take care that the three's are evenly articulated, but without wrist or finger strokes, only bounces.

1 3 3 3 3 3 3 3 3 3 3 3 3

2 3 3 3 3 3 3 3 3 3 3 3 3

3 3 3 3 3 3 3 3 3 3 3 3 3

4 3 3 3 3 3 3 3 3 3 3 3 3

5 3 3 3 3 3 3 3 3 3 3 3 3

6 3 3 3 3 3 3 3 3 3 3 3 3

7 3 3 3 3 3 3 3 3 3 3 3 3

8 3 3 3 3 3 3 3 3 3 3 3 3

Three Beat Roll Development

(dynamics and roll speed changes.)

Each notehead represents three notes, except the handful of notes with an articulation of a dot or accent.

The image displays ten staves of musical notation, each representing a different exercise or variation of a three-beat roll. The notation includes various dynamics (e.g., *f*, *pp*, *mf*, *ff*, *fff*) and articulations (e.g., accents, dots). The exercises are organized into pairs of staves, with the first staff of each pair showing a dense roll and the second showing a more spaced-out version. The exercises progress from simple three-beat rolls to more complex patterns involving triplets, quintuplets, and alternating hands. The final two staves are marked with a 2/4 time signature. The notation uses a treble clef and a common time signature (C) for the first two staves, and a 2/4 time signature for the last two staves.

f *R* >

pp *R* >

pp *R* >

f

pp *f* *pp* *f*

mf *R* *L* etc. >

pp *R* *L* etc. >

f

f *R* *L* etc. >

pp

f *pp*

pp *R* *L* etc. >

ff

ff *R* *L* etc. >

pp *R* *L* etc. >

fff


pp *R* *L* etc. >

ff

Three Beat Roll Etudes


Each notehead alternates sticks. A "3" indicates a triplet within the note value. All three notes played with one hand.

f
R L etc. → Etude #1 This etude explores gradual dynamic changes.




Etude #1 consists of four staves of music. The first staff begins with a forte (**f**) dynamic and includes stick alternation markings (R, L) and an 'etc.' arrow. The music is a sequence of eighth notes, with some notes marked as triplets (indicated by a '3' above the note). The dynamic gradually decreases from **f** to **pp** (pianissimo) across the staves. The final staff ends with a double bar line and repeat dots.

Etude #2 This etude explores subito changes.



Etude #2 consists of three staves of music. The first staff starts with a forte (**f**) dynamic and includes stick alternation markings (R, L) and an 'etc.' arrow. The music is a sequence of eighth notes with triplets. The dynamic changes abruptly (subito) between **f** and **pp** (pianissimo) throughout the piece. The final staff ends with a double bar line and repeat dots.

Etude #3 Each notehead gets a triplet. This etude explores different speeds to satisfy different dynamics.



Etude #3 consists of four staves of music. The first staff starts with a pianissimo (**pp**) dynamic and includes stick alternation markings (R, L) and an 'etc.' arrow. The music is a sequence of eighth notes with triplets. The dynamic changes abruptly (subito) between **pp** and **f** (forte). The piece includes various articulations such as accents and slurs. The final staff ends with a double bar line and repeat dots.